

RETIGA-SRV *FAST1394*

Deep-Cooled, High-Sensitivity IEEE 1394 FireWire® Digital CCD Camera

The **QImaging® Retiga-SRV** CCD digital camera has been specially engineered for low-light, high-speed, high-sensitivity applications. A three-stage Peltier device and an all-metal, hermetic-vacuum-sealed CCD chamber provide state-of-the-art cooling to -30°C ; the camera's software-selectable, regulated cooling enables precise control in single-degree increments. The Retiga-SRV features a 1.4-megapixel CCD, 12-bit digital output, and an IEEE 1394 interface for enhanced connectivity and noise-shielding performance. Additionally, the camera comes with iGlo™ Technology, which features an Organic Light Emitting Diode (OLED) display that provides users with key information about camera settings in a convenient, ergonomic way.

camera models

Includes: IEEE 1394 FireWire cable, IEEE 1394 PCI card, power supply, QCapture Suite software and access to SDK

■ Monochrome Retiga-SRV:

Model: RET-SRV-F-M-12-C

camera options

- Removable IR-Cutoff Filter
- RGB Color Filter for monochrome cameras (F-mount interface required), refer to data sheet for more details
- Extended Warranty



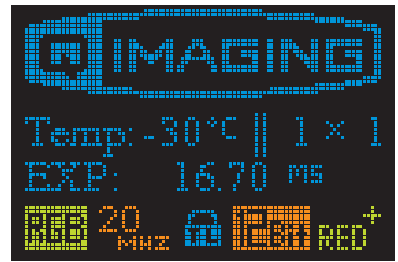
Note: Lens shown for illustration only and is not included.

features	benefits
iGlo™	<ul style="list-style-type: none"> ■ OLED display for easy-to-verify key camera information in a simple, ergonomic design
Black-Out Mode	<ul style="list-style-type: none"> ■ Turns all lights off for low-light imaging applications
High Quantum Efficiency	<ul style="list-style-type: none"> ■ Very high sensitivity for demanding low-light & fluorescent imaging; "High Sensitivity" mode provides increased QE in the 500 to 1000nm spectral range and is easily switched on/off through software control
High-Resolution, 1.4-Million-Pixel Sensor	<ul style="list-style-type: none"> ■ Highly detailed, sharp images
High-Speed Readout	<ul style="list-style-type: none"> ■ Previewing & focusing in real time ■ 110fps with 8x8 binning & ROI ■ 11fps full resolution @ 12 bits ■ Ideal for automated imaging applications
Low-Noise Electronics	<ul style="list-style-type: none"> ■ Quantitation & imaging of low light levels
Optional/Removable IR-Cutoff Filter	<ul style="list-style-type: none"> ■ High-contrast visible-range images with IR filter in place ■ Removable for IR applications
Flexible Exposure Control from 1 μs to 17.9min	<ul style="list-style-type: none"> ■ Optimal integration over a wide range of light levels
External Sync & Trigger	<ul style="list-style-type: none"> ■ Tight synchronization with flashlamps, automated filters, shutters, & microscope stages
Three-Stage Peltier Cooling w/ Vacuum Seal	<ul style="list-style-type: none"> ■ Reduced thermal noise for low-light, long exposures
Binning	<ul style="list-style-type: none"> ■ Increases sensitivity for quantitation & imaging of very low light levels ■ Increases frame rate
Extended IR Sensitivity	<ul style="list-style-type: none"> ■ High-performance imaging outside the visible range
IEEE 1394 FireWire Connection	<ul style="list-style-type: none"> ■ Simple connectivity ■ Better noise performance ■ Excellent connectivity ability ■ Ease of use & installation ■ Portability with laptop computer ■ Simultaneous use of multiple cameras through a single port
Extensive Application Software Support	<ul style="list-style-type: none"> ■ Choose from a large selection of life science & industrial software for microscopy, machine vision, & video-streaming functions

RETIGA-SRV FAST1394 Specifications

ccd sensor	
Enhanced Sensitivity	Software controlled to provide enhanced QE from 500 to 1000nm
Light-Sensitive Pixels	1.4 million; 1392 x 1040
Binning Modes	2x2, 4x4, 8x8
ROI (Region of Interest)	From 1x1 pixels up to full resolution, continuously variable in single-pixel increments
Exposure/Integration Control	1µs to 17.9min in 1µs increments
Sensor Type	Sony® ICX285 progressive-scan interline CCD (monochrome or color)
Pixel Size	6.45µm x 6.45µm
Linear Full Well	18,000e- (22,000e- with 2x2 binning)
Read Noise	8e-
Dark Current	0.05e-/pix/s
Cooling Technology	Three-stage Peltier cooling with all-metal hermetic-vacuum-sealed chamber assembled in a Class 1,000 cleanroom
Cooling Type	Down to -30°C, regulated, with software control in 1°C increments
Digital Output	12 bits
Readout Frequency	20, 10, 5MHz
Frame Rate	11fps full resolution @ 12 bits (165fps maximum with binning and ROI functions)

camera	
Black-Out Mode	Turns all camera lights off to reduce light reflection during low-light applications; software controlled
iGlo™ Display	Provides key camera information to the user, allowing easy verification of camera settings
Computer Platforms/ Operating Systems	Windows® & Mac OS*
Digital Interface	IEEE 1394 FireWire
External Trigger	TTL Input (optically coupled)
Trigger Types	Internal, Software, External
External Sync	TTL Output (optically coupled)
Gain Control	0.817 to 39 times
Offset Control	-2048 to 2047
Optical Interface	2/3", C-mount optical format
Threadmount	1/4" – 20 mount
Power Requirements	30W; 12–24VDC
Weight	1.1kg
Warranty	2 years
Operating Environment	10 to 40°C
Storage Temperature	-10 to 50°C
Humidity	Less than 50% relative humidity

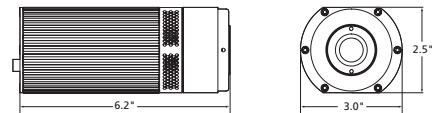
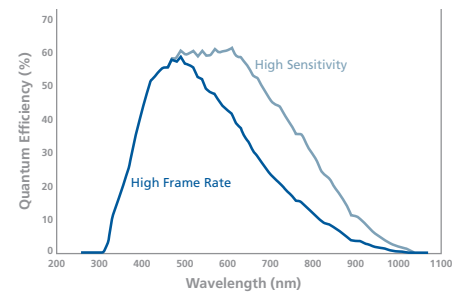


iGlo™ Technology features essential information about camera settings.

applications

- Quantitative Fluorescence Microscopy
- FRET
- Live-Cell Fluorescent Protein Imaging
- Ratiometric Analysis (Ca²⁺, pH, etc.)
- Whole Animal Fluorescence
- FRAP
- FISH

spectral response



ISO 9001:2000



*Refer to QImaging website for detailed listing of supported operating systems.
Note: Specifications are nominal and subject to change.

iGlo is a trademark and QImaging is a registered trademark of QImaging Corporation.
FireWire and Mac OS are trademarks of Apple Computer, Inc., registered in the U.S. and other countries.
Sony is a registered trademark of Sony Corporation. Windows is a registered trademark of Microsoft Corporation in the United States and other countries. Other brand and product names are the trademarks or registered trademarks of their respective owners and manufacturers.



Tel 604.708.5061 ■ Fax 604.708.5081 ■ info@qimaging.com
www.qimaging.com